



JINAN WISDOM KITCHEN AND BATH CO.,LTD



Company Profile

Jinan Wisdom Kitchen&Bath Co.,Ltd is an industrial and trading company integrating R&D, design, production and sales. It is a major supplier of stainless steel sinks and commercial kitchen equipment at home and abroad.The company has 10 years of experience in the production of stain-less steel handmade sinks .

The factory has passed the ISO9001 2015 quality management system certification, water efficiency and SABER certification, has more than 40 patented designs and quality inspection certifications, and has more than 200 employees; Adhering to the ultimate green scientific development concept, to provide our customers with high-quality services.


食品级手工槽 Food grade handmade sink

瀑布出水 创新错位台阶设计 洗切 一槽搞定

304不锈钢食品级材质，耐磨耐刮、抗油污、大容量
304 stainless steel food grade material, wear-resistant, scratch resistant, oil resistant, and large capacity




Name/ 名称	Size/ 尺寸mm	Thickness/ 厚度	Finish/ 工艺
网红飞雨	680 × 450mm 750 × 450mm	3.0	土豪金



瀑布式出水 出水均匀柔和不飞溅 Waterfall discharge

Even and gentle water discharge without splashing



多层防护 防油污 耐磨损 耐刮划 Multi layer protection

Anti oil stain, wear-resistant, scratch resistant



高压洗杯器 快速冲洗 污渍不残留 High pressure flushing

Quickly rinse stains without residue





微坡引流设计 排水更高效 Micro slope drainage design

More efficient drainage

配置详情

Configuration details



Extra thick SUS304 stainless steel

Small rice nano large single groove

Nano easy to clean/multi-function/large diameter water






食品级手工槽 Food grade handmade sink

蜂窝压纹 飞雨水槽 智能一体式龙头

氛围灯 · 水帘瀑布 · 水温显示


Name/ 名称	Size/ 尺寸mm	Finish/ 工艺
鲸鱼系列	680 × 450mm 750 × 450mm 800 × 450mm	土豪金

蜂窝纹防刮防油




瀑布式出水

出水均匀柔和不飞溅
Waterfall discharge
Even and gentle water discharge
without splashing



LED高清水温数显

实时显温 更是体贴
LED high-definition water
temperature digital display
Real time temperature display is
more considerate




多层防护

防油污 耐磨损 耐刮划
Multi layer protection
Anti oil stain, wear-resistant,
scratch resistant


配置详情

Configuration details




高压洗杯器

快速冲洗 污渍不残留
High pressure flushing
Quickly rinse stains without residue



钢琴按键设计

简单方便 轻松切换出水模式
Piano Key Design
Simple, convenient, and easy to switch water outlet mode




X型导流线 加速排水

石重大下水口 畅排不堵塞
X-shaped diversion line accelerates drainage
Right side large drainage outlet unobstructed and unobstructed







Name/ 名称	Size/ 尺寸mm	Finish/ 工艺
鲸鱼系列	680 × 450mm 750 × 450mm 800 × 450mm	黑金钢



瀑布式出水
出水均匀柔和不飞溅
Waterfall discharge
Even and gentle water discharge
without splashing



LED高清水温数显
实时显温 更是体贴
LED high-definition water
temperature digital display
Real time temperature display is
more considerate




多层防护
防油污 耐磨损 耐刮划
Multi layer protection
Anti oil stain, wear-resistant,
scratch resistant



高压洗杯器
快速冲洗 污渍不残留
High pressure flushing
Quickly rinse stains without residue



钢琴按键设计
简单方便 轻松切换出水模式
Piano Key Design
Simple, convenient, and easy to switch water outlet mode



X型导流线 加速排水
右置大下水口 畅排不堵塞
X-shaped diversion line accelerates drainage
Right side large drainage outlet unobstructed and unobstructed

配置详情
Configuration details





Name/ 名称	Size/ 尺寸mm	Finish/ 工艺
鲨鱼系列	680 × 450mm 750 × 450mm 800 × 450mm	灰纳米

● **配置详情**

Configuration details



Name/ 名称	Size/ 尺寸mm	Finish/ 工艺
鲨鱼系列	680 × 450mm 750 × 450mm 800 × 450mm	黑金钢

● **配置详情**

Configuration details






食品级手工槽 Food grade handmade sink

蜂窝压纹 飞雨水槽 智能一体式龙头

氛围灯 · 水帘瀑布 · 水温显示




Name/名称	Size/尺寸mm	Finish/工艺
龙鱼系列	680 × 450mm 750 × 450mm 800 × 450mm	黑金钢



瀑布式出水
出水均匀柔和不飞溅
Waterfall discharge
Even and gentle water discharge without splashing



LED高清水温数显
实时显温 更是体贴
LED high-definition water temperature digital display
Real time temperature display is more considerate



多层防护
防油污 耐磨损 耐刮划
Multi layer protection
Anti oil stain, wear-resistant, scratch resistant



360°快速旋转按压洗杯器
高压洗杯器
快速冲洗 污渍不残留
High pressure flushing
Quickly rinse stains without residue



钢琴按键设计
简单方便 轻松切换出水模式
Piano Key Design
Simple, convenient, and easy to switch water outlet mode



X型导流线 加速排水
右置大下水口 畅排不堵塞
X-shaped diversion line accelerates drainage
Right side large drainage outlet unobstructed and unobstructed

配置详情 Configuration details





Name/ 名称	Size/ 尺寸mm	Thickness/ 厚度	Finish/ 工艺
网红系列	600 × 450mm	3.0 4.0 5.0	黑金钢
	650 × 450mm		
	680 × 450mm		
	720 × 450mm		
	750 × 450mm		
	800 × 450mm		

● **配置详情**

Configuration details



Name/ 名称	Size/ 尺寸mm	Thickness/ 厚度	Finish/ 工艺
网红系列	600 × 450mm	3.0 4.0 5.0	枪灰
	650 × 450mm		
	680 × 450mm		
	720 × 450mm		
	750 × 450mm		
	800 × 450mm		

● **配置详情**

Configuration details


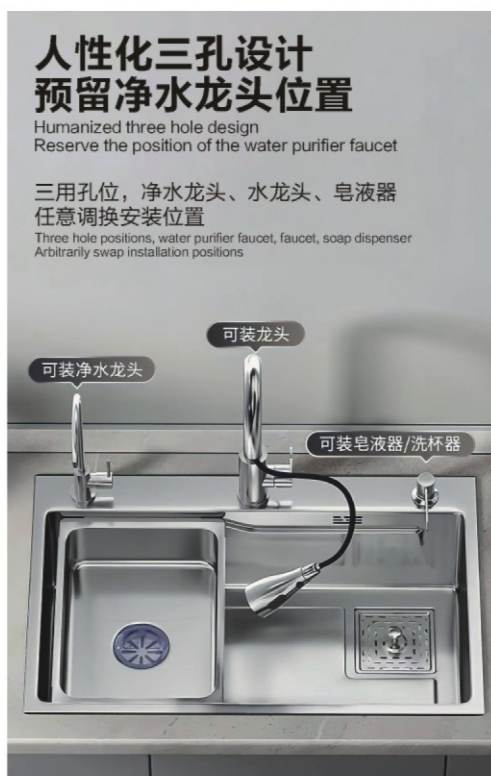



Name/ 名称	Size/ 尺寸mm	Thickness/ 厚度	Finish/ 工艺
网红系列	600 × 450mm	3.0 4.0 5.0	拉丝
	650 × 450mm		
	680 × 450mm		
	720 × 450mm		
	750 × 450mm		
	800 × 450mm		

● **配置详情**

Configuration details






多层防护
防油污 耐磨损 耐刮划
Multi layer protection
Anti oil stain, wear-resistant, scratch resistant




微坡引流设计
排水更高效
Micro slope drainage design
More efficient drainage



Name/名称	Size/尺寸mm	Panel thickness/面板厚度	Wall thickness/盆胆厚度	Finish/工艺
网红系列	680 × 450mm	3.0	0.5	黑金钢
	750 × 450mm	4.0	0.6	
	800 × 450mm			

● 配置详情

Configuration details

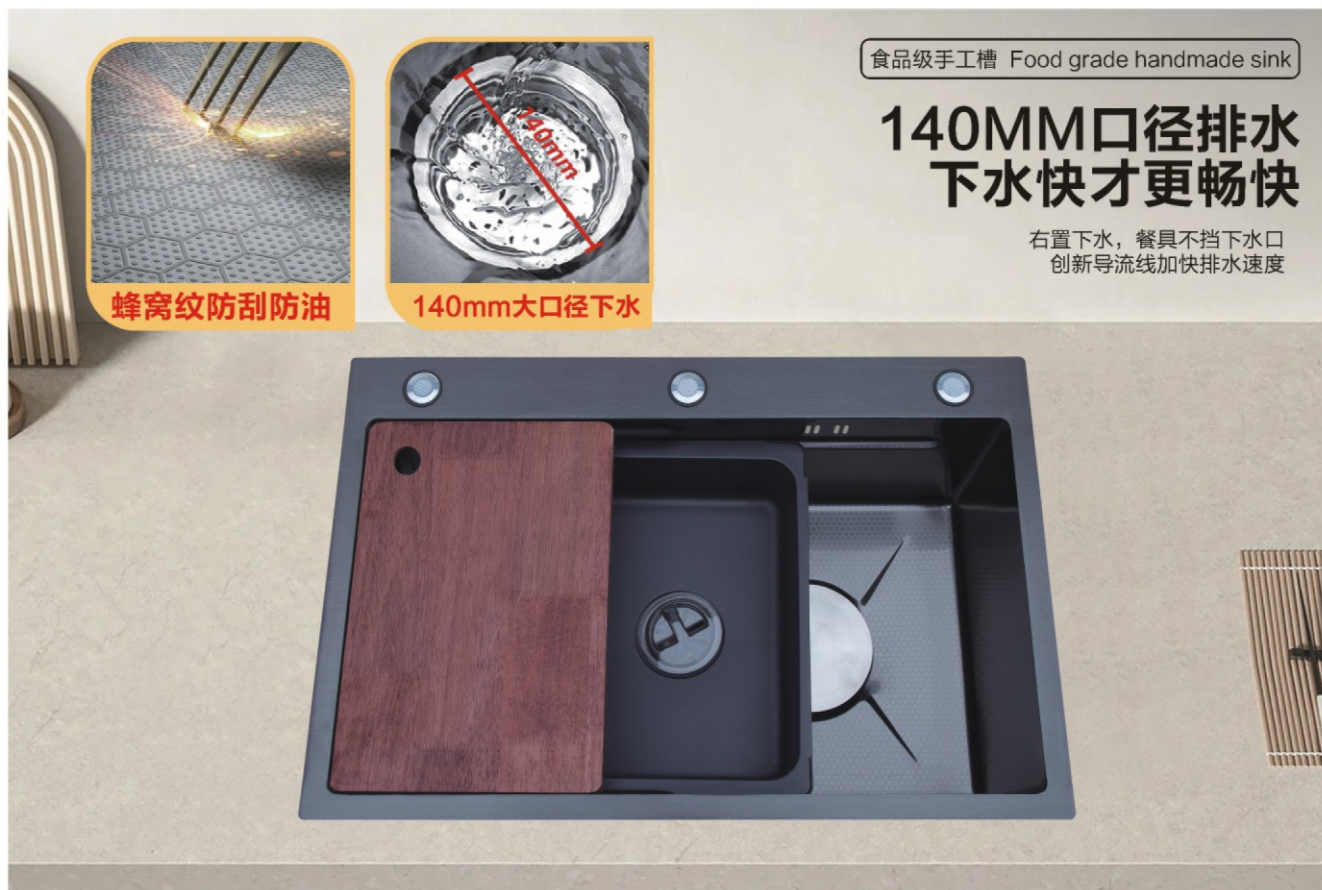


Name/名称	Size/尺寸mm	Panel thickness/面板厚度	Wall thickness/盆胆厚度	Finish/工艺
网红系列	680 × 450mm	3.0	0.5	枪灰
	750 × 450mm	4.0	0.6	
	800 × 450mm			

● 配置详情

Configuration details





食品级手工槽 Food grade handmade sink

140MM口径排水 下水快才更畅快

右置下水，餐具不挡下水口
创新导流线加快排水速度

蜂窝纹防刮防油

140mm大口径下水



大口径下水


140MM大口径

排5L水用时8秒

普通下水

110MM口径

排5L水用时22秒




蜂窝压纹 耐磨耐刮

蜂窝压纹有效保护水槽
不易留痕久用如新


疏油疏水

抗刮耐磨



多层防护

防油污 耐磨损 耐刮划
Multi layer protection
Anti oil stain, wear-resistant,
scratch resistant



X型导流线 加速排水

右置大下水口 畅排不堵塞

X-shaped diversion line accelerates drainage
Right side large drainage outlet unobstructed and unobstructed



Name/ 名称	Size/ 尺寸mm	Panel thickness/ 面板厚度	Wall thickness/ 盆胆厚度	Finish/ 工艺
SUS304 网红小米粒	680 × 450mm	3.0	0.5	黑金钢
	750 × 450mm	4.0	0.6	
	800 × 450mm			

配置详情

Configuration details





Name/名称	SUS304 网红小米粒		
Size/尺寸mm	Panel thickness/面板厚度	Wall thickness/盆胆厚度	Finish/工艺
680 × 450mm	3.0	0.5	枪灰
750 × 450mm	4.0	0.6	
800 × 450mm			

配置详情


Configuration details



Name/名称	SUS304 网红小米粒		
Size/尺寸mm	Panel thickness/面板厚度	Wall thickness/盆胆厚度	Finish/工艺
680 × 450mm	3.0	0.5	拉丝
750 × 450mm	4.0	0.6	
800 × 450mm			

配置详情

Configuration details



Name/名称	SUS304网红小米粒(普通款)		
Size/尺寸mm	Panel thickness/面板厚度	Wall thickness/盆胆厚度	Finish/工艺
500 × 400mm	3.0	0.6	黑金钢 枪灰 原色
550 × 450mm			
600 × 450mm			
650 × 450mm			
680 × 450mm			
720 × 450mm			
750 × 450mm			
780 × 450mm			
800 × 450mm			

*** 支持定制任何规格**

配置详情

Configuration details





食品级手工槽 Food grade handmade sink

米粒压纹纳米水槽 耐磨耐刮 抗油污 易清洁

Rice grain embossed nano water tank
Wear resistant, scratch resistant, oil resistant, and easy to clean

小米粒纹
防刮 耐磨



米粒压纹 耐磨耐刮

米粒纹 耐刮擦

抗油污 易清洁


纳米层 无水印

Name/ 名称	Size/ 尺寸mm	Panel thickness/ 面板厚度	Wall thickness/ 盆胆厚度	Finish/ 工艺
网红小米粒	680 × 450mm	3.0	0.5	黑金钢
	750 × 450mm	4.0	0.6	
	800 × 450mm			

配置详情

Configuration details





Name/ 名称	网红小米粒		
Size/ 尺寸mm	Panel thickness/ 面板厚度	Wall thickness/ 盆胆厚度	Finish/ 工艺
680 × 450mm	3.0	0.5	枪灰
750 × 450mm		0.6	
800 × 450mm	4.0		

配置详情


Configuration details



Name/ 名称	网红小米粒		
Size/ 尺寸mm	Panel thickness/ 面板厚度	Wall thickness/ 盆胆厚度	Finish/ 工艺
680 × 450mm	3.0	0.5	枪灰
750 × 450mm		0.6	
800 × 450mm	4.0		

配置详情

Configuration details



Name/ 名称	网红小米粒 (普通款)		
Size/ 尺寸mm	Panel thickness/ 面板厚度	Wall thickness/ 盆胆厚度	Finish/ 工艺
500 × 400mm	3.0	0.6	黑金钢 枪灰 原色
550 × 450mm			
600 × 450mm			
650 × 450mm			
680 × 450mm			
720 × 450mm			
750 × 450mm			
780 × 450mm			
800 × 450mm			

* 支持定制任何规格

配置详情

Configuration details





食品级手工槽 Food grade handmade sink

米粒压纹纳米水槽 耐磨耐刮 抗油污 易清洁

Rice grain embossed nano water tank
Wear resistant, scratch resistant, oil resistant, and easy to clean

小米粒纹
防刮 耐磨



5mm 加厚更耐用
厚一点! 好一点

面板一样的厚度


5MM加厚面板
一体成型 坚固耐用
5MM thickened panel
Integrated molding is sturdy and durable



多功能大方盖


秒变沥水盘

Multi functional large cover
Quickly turn into a drainage tray



多层防护

防油污 耐磨损 耐刮划
Multi layer protection
Anti oil stain, wear-resistant,
scratch resistant



**纳米荷叶仿生
疏水拒油滑着走**

纳米涂层涂抹在水槽表面后,形成一层透明保护膜
当油污滑过时,会形成水珠悬浮于表面上, 达到自洁的效果

仿荷叶纳米涂层

不沾油 不沾水

Imitation lotus leaf nano coating
Anti oil and waterproof stains

Name/ 名称	Size/ 尺寸mm	Panel thickness/ 面板厚度	Wall thickness/ 盆胆厚度	Finish/ 工艺
小米粒	680×450mm 750×450mm	5.0	0.6	黑金钢

配置详情


Configuration details



加宽全包围盆中盆
Vegetable washing basin



双面砧板
Double-sided cutting board



多功能大方盖
Multi functional large cover



台下下水套装
Platform controlled drainage kit




Name/ 名称	Size/ 尺寸mm	Finish/ 工艺
鲸鱼系列 (刀架款)	680 × 450mm 750 × 450mm 800 × 450mm	黑金钢



瀑布式出水
出水均匀柔和不飞溅
Waterfall discharge
Even and gentle water discharge
without splashing



LED高清水温数显
实时显温 更是体贴
LED high-definition water
temperature digital display
Real time temperature display is
more considerate



多层防护
防油污 耐磨损 耐刮划
Multi layer protection
Anti oil stain, wear-resistant,
scratch resistant



可拆卸清理
嵌入式刀架盒
适合多种刀具放置

无需担心积水
嵌入式刀架盒
适合多种刀具放置
Embedded knife holder box
Suitable for various tool placement




钢琴按键设计
简单方便 轻松切换出水模式
Piano Key Design
Simple, convenient, and easy to switch water outlet mode



X型导流线 加速排水
右置大下水口 畅排不堵塞
X-shaped diversion line accelerates drainage
Right side large drainage outlet unobstructed and unobstructed

配置详情
Configuration details


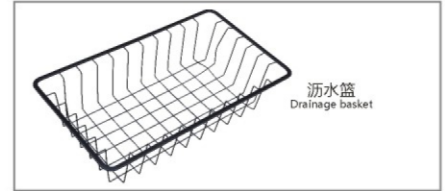




Name/ 名称	Size/ 尺寸mm	Thickness/ 厚度	Finish/ 工艺
右侧下水	600 × 450mm	3.0	黑金钢 灰纳米
	650 × 450mm		
	680 × 450mm		
	750 × 450mm		

● **配置详情**

Configuration details



Name/ 名称	Size/ 尺寸mm	Thickness/ 厚度	Finish/ 工艺
右侧下水	600 × 450mm	3.0	拉丝
	650 × 450mm		
	680 × 450mm		
	750 × 450mm		

● **配置详情**

Configuration details






Name/ 名称	Size/ 尺寸mm	Thickness/ 厚度	Finish/ 工艺
手工槽	450 × 400mm	2.0 3.0 4.0	灰纳米
	480 × 350mm		
	500 × 400mm		
	500 × 450mm		
	520 × 430mm		
	550 × 400mm		
	550 × 450mm		
	580 × 430mm		
	600 × 450mm		
	650 × 450mm		
	680 × 450mm		
	720 × 450mm		
	750 × 400mm		
	750 × 450mm		
780 × 430mm			
800 × 450mm			

配置详情

Configuration details



Name/ 名称	Size/ 尺寸mm	Thickness/ 厚度	Finish/ 工艺
手工槽	450 × 400mm	2.0 3.0 4.0	拉丝
	480 × 350mm		
	500 × 400mm		
	500 × 450mm		
	520 × 430mm		
	550 × 400mm		
	550 × 450mm		
	580 × 430mm		
	600 × 450mm		
	650 × 450mm		
	680 × 450mm		
	720 × 450mm		
	750 × 400mm		
	750 × 450mm		
780 × 430mm			
800 × 450mm			

配置详情

Configuration details



Name/ 名称	Size/ 尺寸mm	Thickness/ 厚度	Finish/ 工艺
手工槽	450 × 400mm	2.0 3.0 4.0	黑金钢
	480 × 350mm		
	500 × 400mm		
	500 × 450mm		
	520 × 430mm		
	550 × 400mm		
	550 × 450mm		
	580 × 430mm		
	600 × 450mm		
	650 × 450mm		
	680 × 450mm		
	720 × 450mm		
	750 × 400mm		
	750 × 450mm		
780 × 430mm			
800 × 450mm			

配置详情

Configuration details






Name/ 名称	Size/ 尺寸mm	Thickness/ 厚度	Finish/ 工艺
手工槽 (双槽)	680 × 390mm	2.0(200深) 3.0(220深)	黑金钢
	720 × 400mm		
	750 × 410mm		
	780 × 430mm		
	800 × 450mm		
	810 × 430mm		
	820 × 450mm		

● **配置详情**


Configuration details



Name/ 名称	Size/ 尺寸mm	Thickness/ 厚度	Finish/ 工艺
手工槽 (双槽)	680 × 390mm	2.0(200深) 3.0(220深)	灰纳米
	720 × 400mm		
	750 × 410mm		
	780 × 430mm		
	800 × 450mm		
	810 × 430mm		
	820 × 450mm		

● **配置详情**

Configuration details



Name/ 名称	Size/ 尺寸mm	Thickness/ 厚度	Finish/ 工艺
手工槽 (双槽)	680 × 390mm	2.0(200深) 3.0(220深)	拉丝
	720 × 400mm		
	750 × 410mm		
	780 × 430mm		
	800 × 450mm		
	810 × 430mm		
	820 × 450mm		

● **配置详情**

Configuration details





Name/ 名称	Size/ 尺寸mm	Finish/ 工艺
豪华扁钢 三边拉篮	600	银纳米 黑纳米
	650	
	700	
	720	
	750	
	800	
	850	
	900	



上层篮体



下层篮体

出色的细节 成就出色使用体验

Excellent details
Achieve excellent user experience




中西餐盘结合设计

深盘浅盘都立放
盘子摆放更加稳定

多道围栏加固结构

拉篮更加牢固结实
餐具不滑落



波浪形卡位设计


适配不同碗形，插放牢固
摆放密集整齐美观



Name/ 名称	Size/ 尺寸mm	Finish/ 工艺
扁钢 三边拉篮	600	银纳米 黑纳米
	650	
	700	
	720	
	750	
	800	
	850	
	900	



上层篮体



下层篮体

出色的细节 成就出色使用体验

Excellent details
Achieve excellent user experience




中西餐盘结合设计

深盘浅盘都立放
盘子摆放更加稳定


多道围栏加固结构

拉篮更加牢固结实
餐具不滑落



波浪形卡位设计

适配不同碗形，插放牢固
摆放密集整齐美观



Name/ 名称	Size/ 尺寸mm	Finish/ 工艺
扁钢四边拉篮	600 / 650 / 700 / 720 / 750 / 800 / 850 / 900	银纳米 黑纳米

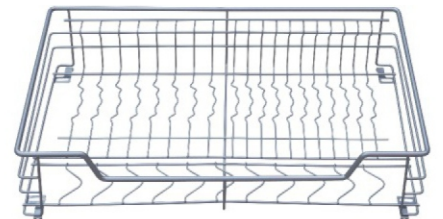
Name/ 名称	Size/ 尺寸mm	Finish/ 工艺
圆钢 四边拉篮	600 700 720 750 800 900	银纳米 黑纳米 拉丝



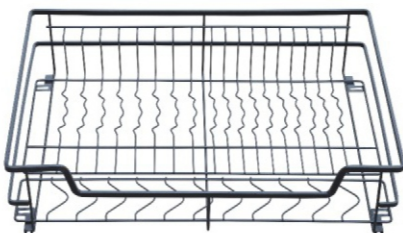
上层篮体



上层篮体




上层篮体



下层篮体



下层篮体




下层篮体




水晶系列 抽屉式拉篮

Crystal series
Drawer style pull-out basket

橱柜拉篮系列 Cabinet Pulling Basket Series



上层篮体



下层篮体

Name/ 名称	Size/ 尺寸mm	Finish/ 工艺
水晶玻璃 拉篮	600	水晶玻璃 不锈钢层板
	700	
	720	
	750	
	800	
900		



突破单色调的工业审美，复苏
更高层次的质感于格调



黑晶玻璃



304不锈钢印花底板



底板下PVC防噪板

出色的细节 成就出色使用体验

Excellent details
Achieve excellent user experience




可调节间距碗碟架

Adjustable spacing bowl
and dish rack

ABS筷子盒

ABS chopstick box



可拆卸接水盘

Detachable drain tray

